

People

Participants

Activities

- Chats
- Dimdim Web Meetings
- Forums
- Glossaries
- Quizzes
- Resources
- Wikis

Blog Menu

- Add a new entry
- View my entries
- Blog preferences
- View course entries
- View site entries

Search Forums

Go  
Advanced search ?

Administration

- Turn editing on
- Settings
- Assign roles
- Grades
- Groups
- Backup
- Restore
- Import
- Reset
- Reports
- Questions
- Files
- Unenroll me from Story 101
- Profile

My courses

- American Football
- EN101 - Introduction to EndNote X2
- New Hire Orientation
- Program-7 Decades, 7 Themes
- Principles of Tennis - The Backhand
- Story Outlining
- All courses ...

## Weekly outline



Welcome to CW500: Story Outlining.

Instructor: Steve Corbett, [lightningblast@live.com](mailto:lightningblast@live.com)  
Office Hours Chat: 5 pm - 6 pm on Thursdays

### Getting Started:

- Familiarize yourself with the syllabus ([PDF/Word](#)), the class schedule, weekly deliverables, and grading scheme.
- Create your blog page (either create a blog at [www.blogger.com](http://www.blogger.com) and send the link to the instructor or use the blog block feature in Moodle).
- Visit the [Dim Dim tools page](#) and complete the bandwidth check and audio/video test to ensure Dim Dim will work for you.
- Rent or buy the movie *The Fugitive* and get familiar with the movie by watching it.
- Read the [Wikipedia summary of the movie The Fugitive](#).
- Introduce yourself in the [Introductions Forum](#) and express your objectives for taking this course.
- If you have any tips or other information you would like to share with the class about topics relevant to this course, please contribute to the [Knowledge Share Wiki](#)

- [Instructor Office Hours Chat \(5 pm - 6 pm PST every Thursday\)](#)
- [Wikipedia summary of the movie: The Fugitive](#)
- [News forum](#)
- [Course Glossary](#)
- [CW500 Syllabus](#)
- [CW500 Syllabus](#)
- [Introductions](#)
- [Knowledge Share Wiki](#)

### February 26 - March 4

Week 1: Introduction to Story Outlining

#### Session Objectives:

- Define what a story is
- List and define the basic elements of a story

#### Learning Activity

- Please join us for an optional [live WebCast on Dim Dim](#), Thursday, February 26, 6:00pm Pacific Time. An archive of this webcast will be made available for those unable to make the live session.
- Read [Module A: What is a Story?](#)
- For a quick six minute introduction to story writing watch this video on YouTube: [Novel Writing Made Easy](#)
- If you have not done so yet, watch the movie *The Fugitive* and read the [Wikipedia summary of the movie](#)
- If you have any tips or other information you would like to share with the class

Calendar

February 2010

Sun	Mon	Tue	Wed	Thu	Fri	Sat
	1	2	3	4	5	6
7	8	9	10	11	12	13
14	15	16	17	18	19	20
21	22	23	24	25	26	27
28						

Events Key

- Global
- Course
- Group
- User

Upcoming Events

There are no upcoming events

[Go to calendar...](#)  
[New Event...](#)

Latest news

[Add a new topic...](#)

(No news has been posted yet)

Recent activity

Activity since Saturday, February 20, 2010, 03:29 PM

[Full report of recent activity...](#)

Nothing new since your last login

about story outlining, please contribute to the [Knowledge Share Wiki](#)


Deliverables:

**DUE BY MAR 5:**

- Module A Apply: Analyze *The Fugitive* to identify the basic elements of a story outline present within the movie. Post your analysis in the forum under the week 1 topic: [Basic Story Outline of The Fugitive](#).
- Add at least one term you learned this week to the [course glossary](#).

**SELF-PACED ASSIGNMENT:**


- Module A Reflect: Reflect on a story that connected with your personal values or made you challenge your values. Post your reflection to your blog.

 [Week 1 WebCast](#)

 [Module A: What is a Story?](#)

 [Video: Novel Writing Made Easy](#)

 [Basic Story Outline of The Fugitive](#)

March 5 - March 11 

Week 2: Theme

Session Objectives:

- Define style, theme, controlling question, and thematic characters
- Differentiate between the two types of thematic characters (i.e. change and obstacle character)
- Identify the theme, controlling question, and thematic characters (i.e. the change and obstacle character) in a movie
- Create a list of values and select a value you would like to champion as a theme in a story

Learning Activity

- Please join us for an optional [live WebCast on Dim Dim](#), Thursday, March 5, 6:00pm Pacific Time. An archive of this webcast will be made available for those unable to make the live session.
- Read [Module B: Theme](#).
- Complete the presentation on [Common Themes in Stories](#).
- If you have any tips or other information you would like to share with the class about themes, please contribute to the [Knowledge Share Wiki](#)


Deliverables:

**DUE BY MAR 12:**


- Module B Apply: Analyze *The Fugitive* to identify the theme, controlling question, and change and obstacle character. Post your analysis in the Class Forum under the week 2 topic: [Theme and Theme Characters of The Fugitive](#).
- Add at least one term you learned this week to the [course glossary](#).
- Complete the [quiz](#) on basic elements of story outlining and themes before week 3. Once you start the quiz, you will have 50 minutes to complete it.


**SELF-PACED ASSIGNMENT:**


- Module B Reflect: Create a list of your values and select a value you would like to champion as a theme in a story. Post it in your blog.

 [Week 2 WebCast](#)

 [Module B: Theme](#)

 [Theme and Theme Characters of The Fugitive](#)

 [Quiz: Basic Elements of Story Outlining and Themes](#)

 [Docs for this page](#)

You are logged in as [Steve Corbett](#) ([Logout](#))

[Home](#)